

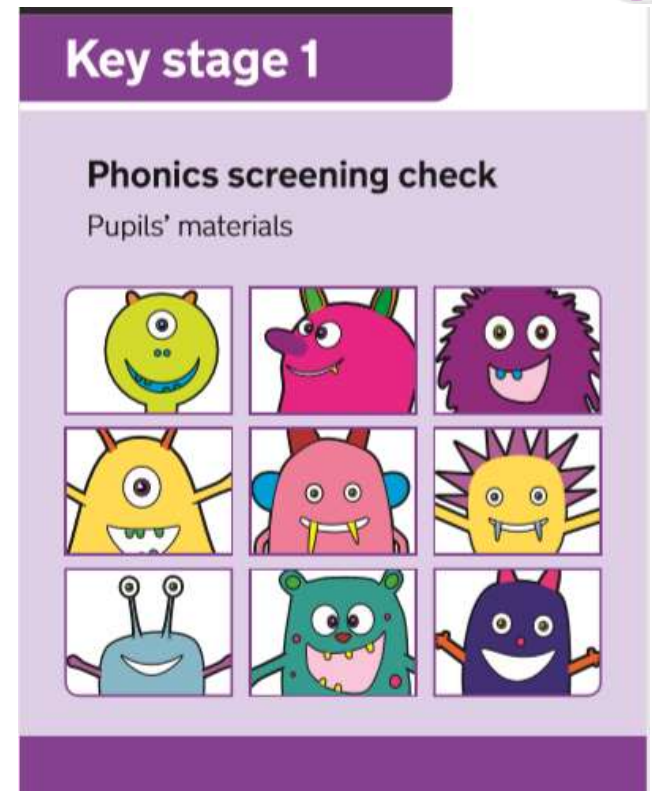
Phonics Screening

Useful links

- <https://www.teachyourmonstertoread.com/>
- <https://www.phonicsplay.co.uk/>
- <https://www.oxfordowl.co.uk/welcome-back/for-home/reading-owl/reading>
- <https://www.topmarks.co.uk/english-games/5-7-years/letters-and-sounds>
- <http://www.letters-and-sounds.com/phase-2-initial-sound-game-1.html>

Pronunciation of sounds

- <https://www.youtube.com/watch?v=-ksblMiliA8>



What is the phonic screening?

The phonics screening check happens in Year 1 and is a short, light touch assessment to confirm whether individual children have learnt phonic decoding to an appropriate standard. The test takes place in June. The checks consist of 40 words and non-words (sometimes called alien or pseudo words). Your child will be asked to read these on a one-to-one basis with a teacher. There is no time limit to the phonic screening. The pass rate for the last couple of years has been 32. However this could change.

It will identify any children who may need some extra help so that support can be given to help improve their reading skills. They will be able to retake the check in Year 2 if needed.

How can I help my child at home?

Practice a mix of non-words (alien) and real words. Ask your child to draw sound buttons underneath each sound to help identify the sounds. During the test there is blank paper which children can use to write the word and apply sound buttons on.

Practice segmenting and blending by sounding out the words individually and then putting them together.

k i g h = kigh

! o a g = loag

t o m e = tome

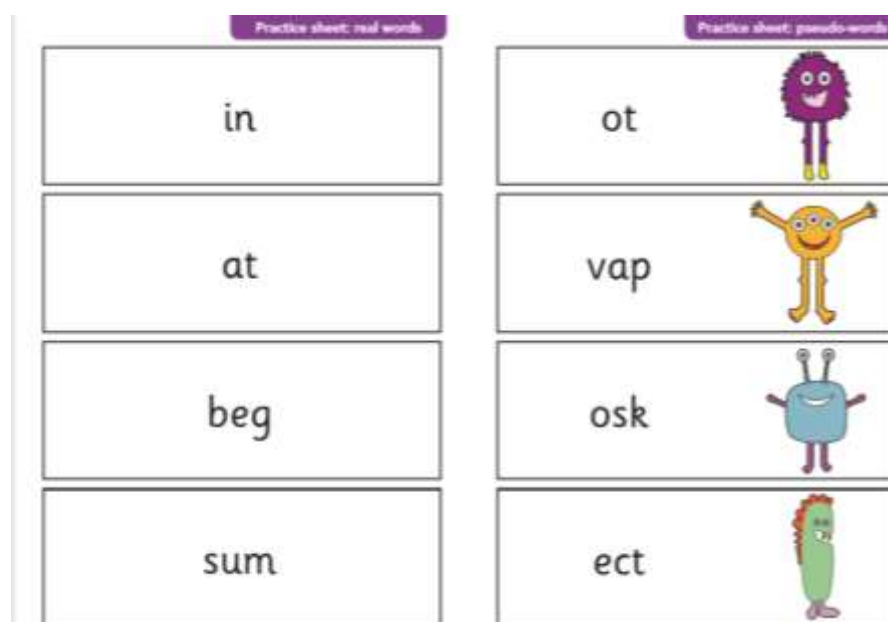
Continue reading books will help children to practice segmenting and blending and play games with your child using phonics.

What does the test look like?

Previous Phonic screening materials are available on the government website.

<https://www.gov.uk/government/publications/phonics-screening-check-2019-materials>

<https://www.gov.uk/government/publications/phonics-screening-check-2018-materials>



Included are examples of both real and alien words which have been used on past papers. There are also the phase 3, 4 and 5 sounds which your child needs to know.

Alien Words

vaw



meast



waib



zome



meck



shig



joil



chort



blem



drell



fusp



quisk



brend



throst



stret



spraw



Real Words

plug

sweep

soft

yards

few

fried

beak

cute

shop

yell

peel

check




























crust

trails

strip




scraps

My Phase 3 Sound Mat

qu 	oa 	ear 	
zz 	igh 	oi 	
z 	ee 	ow 	
y 	ai 	ur 	
x 	ng 	or 	
w 	th 	ar 	er 
v 	sh 	oo 	ure 
j 	ch 	oo 	air 

*Pure



st 	nd 	mp 	nt 	nk 	ft 	sk 	lt 
lp 	lf 	lk 	pt 	xt 	tr 	dr 	gr 
cr 	br 	fr 	bl 	fl 	gl 	pl 	cl 
sl 	sp 	st 	tw 	sm 	pr 	sc 	sk 
sn 	nch 	scr 	shr 	thr 	str 	Phase 4 Blends and Clusters	
ay 	ou 	ie 	ea 	oy 	ir 	ue 	ue 
aw 	wh 	ph 	ew 	ew 	oe 	au 	ey 
a-e 	e-e 	i-e 	o-e 	u-e 	u-e 	Phase 5 Sound Mat	